



Creative Millwork

Creative Millwork of Ohio, Inc.

The Leader In Engineered Grille Solutions

WOOD GRILLES

Profile Legend for Grille Patterns:

R. Rectangle

D. Diamond

S. S.D.L.

C. Curves



REMOVABLE GRILLES

- Assembled with frame surround
- Knocked Down - no frame surround

NON-REMOVABLE GRILLES

- Simulated Divided Lite with SDL tape application

Custom Profiles

Development assistance for special job requirements as part of our Partnership Program - please call our Customer Support Group.

	5/8" Wide	3/4" Wide	7/8" Wide	1" Wide
3/16" .188" TALL			M850 R.D.S.	
1/4" .250" TALL	M285P R.S.	M936P .235" TALL R.S.	M330P R.D.S.	M454 .225" TALL R.D.S.
15/64" .234" TALL	M985P R.S.		M930P R.D.S.	
5/16" .313" TALL	M037 R.D.S.C.			
3/8" .375" TALL	M988 .330" TALL R.S.	M144 R.D.S.	M122 .329" TALL R.D.S.	M302 R.D.S.C.
	M034 R.D.S.C.	M328 .688" WIDE R.C.	M470P .365" TALL R.D.S.	M023 R.D.S.C.
7/16" .438" TALL	M984 .422" TALL R.S.	M983 .422" TALL R.S.	M420 .415" TALL R.D.S.	M994 .423" TALL R.D.S.C.
	M283 R.S.	M410 .415" TALL R.D.S.	M993 .422" TALL R.S.	M196 R.D.
	M033 R.D.S.C.	M298 R.S.	M192 .400" TALL R.D.S.C.	M186 R.D.S.C.
	M184 R.D.S.C.	M192 .400" TALL R.D.S.C.	M312 R.D.C.	M024 R.D.S.C.
	M156 R.D.S.	M296 .470" TALL R.D.	M051 R.D.C.	M106 R.D.
	M112 R.D.S.C.	M292 .469" TALL R.D.	M166 R.D.S.C.	M166 R.D.S.C.
	M068 R.D.C.	C. Modified Profile	M194 R.D.S.C.	M194 R.D.S.C.
		C. Modified Profile	M073 .468" TALL R.D.	M240 .468" TALL R.D.S.
			C. Modified Profile	
1/2" .500" TALL	M162 R.D.S.C.	M035 R.D.	M345 R.D.S.	M063 R.D.C.
	M032 R.D.S.C.	M152 R.D.S.C.	M236 R.D.S.C.	M154 R.D.S.C.
	M335 R.S.	M198 .562" TALL R.D.S.	M120 R.D.	M036 R.D.
	M820 R.S.		M355 R.D.S.	
	.517" TALL		M306 .562" TALL R.D.S.C.	



**Creative
Millwork**

Creative Millwork of Ohio, Inc.

The Leader In Engineered Grille Solutions

WOOD GRILLES

**Profile Legend
for Grille Patterns:**

R. Rectangle

D. Diamond

S. S.D.L.

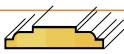
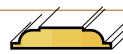








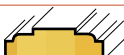
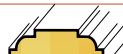






















C. Curves



▲ **REMOVABLE GRILLES**
- Assembled with frame surround
- Knocked Down - no frame surround

▲ **NON-REMOVABLE GRILLES**
- Simulated Divided Life with SDL tape application

▲ **Custom Profiles**
Development assistance for special job requirements as part of our Partnership Program - please call our Customer Support Group.

	1-1/8" Wide	1-1/4" Wide	2" Wide	Simulated Checkrails & Mulls
			<i>Imitation Checkrail</i>	
1/4" .250" TALL		 M286 R.D.S.C.  M452 R.D.S.		
15/64" .234" TALL		 M933 R.D.S.  M934 R.D.S.	 M998 R.D.S.C.	
21/64" .330" TALL		 M260 R.D.S.  M337 R.D.S.  M339 R.D.S.  M333 R.D.S.C.	 M299 R.D.S.C.	
		 M230 .365" TALL R.D.S.		
11/32" .344" TALL	 M188 R.D.S.C.	 M450 R.D.S.		
27/64" .423" TALL	 M430 .415" tall R.D.S.	 M982 R.D.S.  M935 R.D.S.C.		
7/16" .438" TALL	 M252 R.D.S.C.  M276 R.D.S.	 M190 R.D.S.C.  M468 R.D.S.  M347 R.D.S.C.  M272 R.D.S.	 M274 R.D.S.C.  M275 R.D.S.C.	 M809 1.688" Wide x .438" TALL R.S.  M356 2.375" Wide x .438" TALL S.  M374 2.375" Wide x .438" TALL R.D.S.C.
1/2" .500" TALL		 M182 R.D.  M069 R.D.C.  M350 R.D.S.C.	 M255 R.D.S.C.	 M822 3.500" Wide x .438" tall S.
5/8" .625" TALL		 M294 R.D.S.		 M279 1 11/16" Wide x .438" TALL - also available in 5 1/4" wide S.